



Wonder
Learning Partnership
Educate | Empower | Engage | Enrich

Your Child's Learning Journey

AUTUMN 2024

An overview of the Autumn curriculum for **Year 5**



Wonder
Learning Partnership
Educate | Empower | Engage | Enrich

ENGLISH

In writing, we will focus on describing characters' feelings and emotions, a conquering the monster narrative, a non-chronological report about Matthew Henson and poetry.

Children will be taught to:

- Use modal verbs to suggest degrees of possibility
- Post-modify noun phrases
- Use pronouns to create connections across a text
- Use relative clauses to add essential and non-essential information
- Use different sentence forms to show a character's emotions
- Use direct speech to convey characters and move action forward
- Show different narrative perspectives through past and present tense
- Use subordinate clauses to show that simultaneous actions in a narrative

MATHEMATICS

You child will complete four units in Mathematics. They will begin with a unit on **number** and then revise and recap their previous work on **addition and subtraction**. They will then move onto **multiplication** and **fractions**.

By the end of the unit on **Number**, they should:

- Know that 100 hundredths are equivalent to 1 one, and that 1 is 100 times the size of 0.01.
- Recognise the place value of each digit in numbers with up to 2 decimal places, and compose and decompose numbers with up to 2 decimal places using standard and non- standard partitioning.
- Reason about the location of any number with up to 2 decimals places in the linear number system, including identifying the previous and next multiple of 1 and 0.1 and rounding to the nearest of each.
- Divide 1 into 2, 4, 5 and 10 equal parts, and read scales/number lines marked in units of 1 with 2, 4, 5 and 10 equal parts.
- Convert between units of measure, including using common decimals and fractions.

They will then complete a short recap unit on **Addition and Subtraction**.

In **Multiplication and Division** they will learn to:


- Multiply and divide numbers by 10 and 100; understand this as equivalent to making a number 10 or 100 times the size, or 1 tenth or 1 hundredth times the size.
- Find factors and multiples of positive whole numbers, including common factors and common multiples, and express a given number as a product of 2 or 3 factors.

Finally, in their work on **Fractions** they will:

- Find equivalent fractions and understand that they have the same value and the same position in the linear number system.
- Find non-unit fractions of quantities.
- Recall decimal fraction equivalents.

HISTORY

Dynamic Dynasties



In Dynamic Dynasties, your child will learn about periods of ancient Chinese history. They will explore a timeline of the first five Chinese dynasties and learn about the legends surrounding the beginning of Chinese civilisation. They will take a deep dive into the history of the Bronze Age Shang Dynasty and explore evidence found in the ancient city of Yin. They will study oracle bones, learn about religious beliefs and explore bronze artefacts that set the Shang Dynasty apart from other civilisations. They will also study the hierarchy of the Shang Dynasty and discover who was powerful and who was powerless.

They will look at warfare and find out how bronze technology gave the Shang Dynasty an advantage over their enemies. They will learn about the life of the great military leader, Fu Hao. The children will then look at significant aspects of life after the Shang Dynasty, including the work of Confucius in the Zhou Dynasty, the short but significant reign of Emperor Qin Shi Huang of the Qin Dynasty and the importance of the Silk Road created by the Han Dynasty. To end the project, your child will find out how ancient China's lasting legacy can be seen in the world today.

ART

Autumn 1 – Taotie

This project teaches children about the significance and art of the taotie motif, including ancient and contemporary casting methods. Pupils will also revisit key learning about landscape painting and composition.

DT

Autumn 2 – Mechanisms

This project teaches children about pneumatic systems. They experiment with pneumatics before designing, making and evaluating a pneumatic machine that performs a useful function.

SCIENCE


Autumn 1 – Forces and Mechanisms

In the Forces and Mechanisms project, your child will revisit prior learning about forces, identifying what a force is and discussing the two types, including contact and non-contact forces. They will learn that gravity is a force of attraction and follow instructions to observe gravity in action. They will learn the meanings of the terms 'mass' and 'weight' and their units of measurement, following instructions to record the mass and weight of various everyday objects using a piece of equipment called a force meter. They will revisit learning about friction, discussing situations where it can be helpful or where we need to minimise its effects.

They will learn about the frictional forces called air and water resistance in detail and conduct investigations to observe these frictional forces in action. They will learn about mechanisms, including gears, pulleys and levers and follow instructions to investigate how these simple machines use forces to make tasks easier. They will generate scientific questions they wish to study further on the theme of forces and mechanisms and research to find the answers. They will complete their learning by examining the forces involved in riding a bicycle and the parts that are gears, pulleys and levers.

Autumn 2 – Earth and Space

In the Earth and Space project, your child will learn the names of the planets in the Solar System before creating a model outdoors to describe its scale, movement and features. They will learn how scientists throughout history used different methods to study the Solar System and came to understand how the planets orbited the Sun. They will make a model and use it to explain the orbits of the Moon around the Earth and the Earth around the Sun. They will identify the spherical shape of the Sun, Earth and Moon.



They will learn how people in ancient civilisations believed the Earth was flat and how evidence proved the Earth was a sphere. They will know that the Earth's rotation creates a range of phenomena, including day and night and the appearance of the Sun rising above the horizon in the east at sunrise, moving across the sky and then setting below the horizon in the west at sunset, and use equipment to model these phenomena. They will make and use sundials to learn how people in the past used the Earth's rotation, the angle of the sunlight, and the length and direction of shadows to tell the time. They will learn that the Earth's tilt and rotation as it orbits the Sun creates different seasons and day lengths in the Northern and Southern Hemispheres and the effect of similar amounts of direct sunlight all year round in the tropics.

Children will also research the times of day on the Earth in different locations and describe how Earth's rotation creates this phenomenon. They will learn about the Moon's orbit and name and explain the eight phases of the Moon. They will research how solar and lunar eclipses occur and create labelled diagrams to show their findings. Children will complete their learning by conducting an in-depth study of either Mercury, Venus, Mars, Jupiter, Saturn, Uranus or Neptune and compare the planet's scale, features and movement to that of the Earth.

MUSIC

Autumn 1 – **Looping and Remixing**

In this engaging topic, children learn about how dance music is created, focusing particularly on the use of loops.

Autumn 2 – **The Blues**

Children are introduced to this famous genre of music and its history, and learn to identify the key features and mood of Blues music and its importance and purpose. They also get to grips with the 12-bar Blues and the Blues scale, and combine these to create an improvised piece with a familiar, repetitive backing.

COMPUTING

Autumn 1 – **Systems and Searching**

In this unit, children develop their understanding of computer systems and how information is transferred between systems and devices. Your child will consider small-scale systems as well as large-scale systems. They explain the input, output, and process aspects of a variety of different real-world systems. Children discover how information is found on the World Wide Web, through learning how search engines work (including how they select and rank results) and what influences searching, and through comparing different search engines.


Autumn 2 – **Making Webpages**

This unit introduces children to the creation of websites for a chosen purpose. Learners identify what makes a good web page and use this information to design and evaluate their own website using Google Sites. Throughout the process children pay specific attention to copyright and fair use of media, the aesthetics of the site, and navigation paths.

FRENCH

Each unit in French will involve study of a French story, singing French music, and some work on the cultural and social life of French-speaking countries. In the first half term we will focus on expressing opinions, vocabulary about sport, the verb *avoir*, and revise applying the correct gender to nouns.

In the second half term children will focus on words and phrases to explore hobbies, describe pets, and talk about the weather.



Autumn 1 - Do you have.....? **As-tu.....?**

Autumn 2 - What is the weather like? **Quel temps fait-il?**

PSHE

Our first topic on **health** will focus on puberty. Children will:

- explain what puberty means
- describe the changes that boys and girls may go through during puberty
- identify why our bodies go through puberty
- develop coping strategies to help with the different stages of puberty
- identify who and what can help us during puberty

We will then explore through the theme of **being responsible**, the dangers of alcohol

- identify what is a risky choice
- identify the risks associated with alcohol (+ drugs - extension)
- describe how alcohol can affect your immediate and future health
- develop and recognise skills and strategies to keep safe

Finally through the topic **British Values** we will:

- understand that there are a wide range of religions and beliefs in the UK
- explain each of the British values
- create a range of values for our educational setting
- explain how all religions can live in cohesion

PE

In the first half term your child will take part in **gymnastics and dance**. In the second half we will introduce them to skills, rules, and tactics of a range of **invasion games**.

RE

Justice and Freedom

This unit provides opportunities for children to use a philosophical lens to explore and explain the concepts of justice and freedom; to consider how justice is significant in stories from religions and in secular life. They will then consider what religions teach about forgiveness and how reconciliation may take place. This unit has strong links with citizenship, British values and personal and spiritual development.

By the end of this unit pupils should be able to explain what freedom and justice, forgiveness and reconciliation mean; they show how this is demonstrated in the lives of people of different faiths and worldviews. They will then complete a unit that explores more complex themes of justice and forgiveness in the context of the nativity story.

